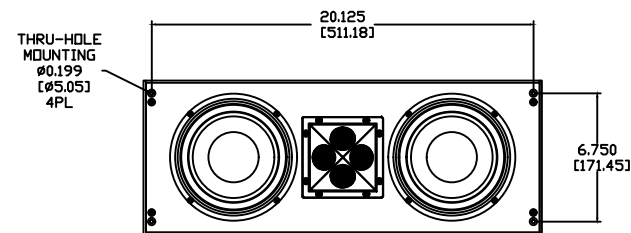
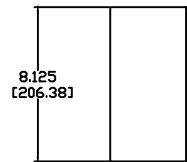
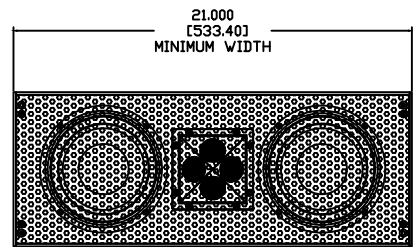

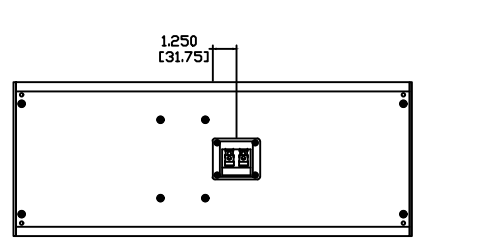
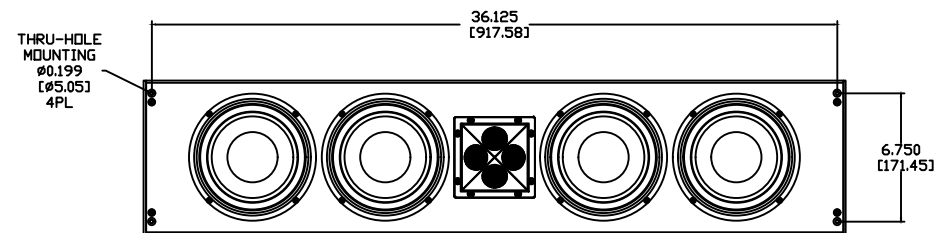

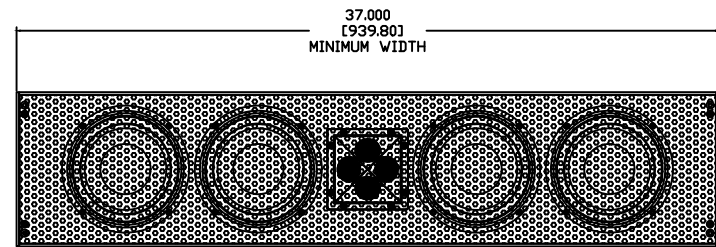

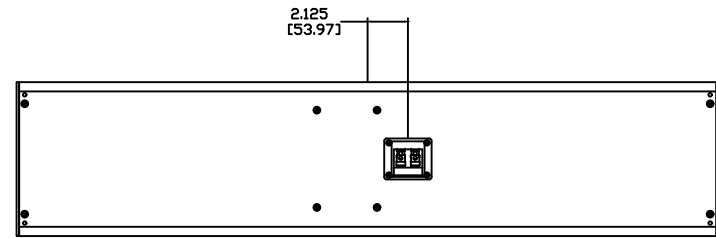


25-42" TV



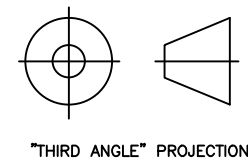
IMPEDANCE:
CENTER - 4 OHM NOMINAL

43-79" TV



IMPEDANCE:
CENTER - 4 OHM NOMINAL

- NOTES:
- 1: MATERIAL - SPL6 EXTRUSION
UNLESS OTHERWISE SPECIFIED
 - 2: FINISH: TBD



"THIRD ANGLE" PROJECTION

REVISIONS				
ECN	REV.	DESCRIPTION	DATE	APPROVED
	A	RELEASE FOR PRODUCTION	06-03-15	
	B	DRAWING UPDATED, MINIMUM LENGTHS ADDED	09-10-20	

PROPRIETARY INFORMATION THE DESIGNS, INFORMATION, AND DATA CONTAINED HEREIN ARE PROPRIETARY AND ARE SUBMITTED IN CONFIDENCE, AND SHALL NOT BE DISCLOSED, USED OR DUPLICATED IN WHOLE OR IN PART, FOR ANY PURPOSES WHATSOEVER, WITHOUT THE PRIOR WRITTEN PERMISSION OF JAMES LOUDSPEAKER LLC, 2185 PARK PL, MINDEN, NV 89423. THIS LEGEND SHALL BE MARKED ON ANY REPRODUCTIONS HEREOF IN WHOLE OR IN PART. RECEIPT OF THIS DOCUMENT SHALL BE DEEMED TO BE AN ACCEPTANCE OF THE CONDITIONS SPECIFIED HEREIN.		JAMES LOUDSPEAKER	
		SPL6QC	
EXTERNAL DIMENSIONS		P/N: SPL6QC	DWR #: 150603-DD1
REVISED BY: P. KADLEC		DRAWN BY: D. TUGGLE	FILE:
DATE: 06-03-15		SCALE:	
APPROVED:		DRAFTING APPROVED:	
DO NOT SCALE DRAWING		DRAWING NOT TO BE USED FOR CNC	
TOLERANCES: ANG: ± = .5° FRACT. ± = 1/32		DECIMALS: .XX ± = .01 .XXX ± = .005	
REVISION: B		SHEET 1 OF 1	