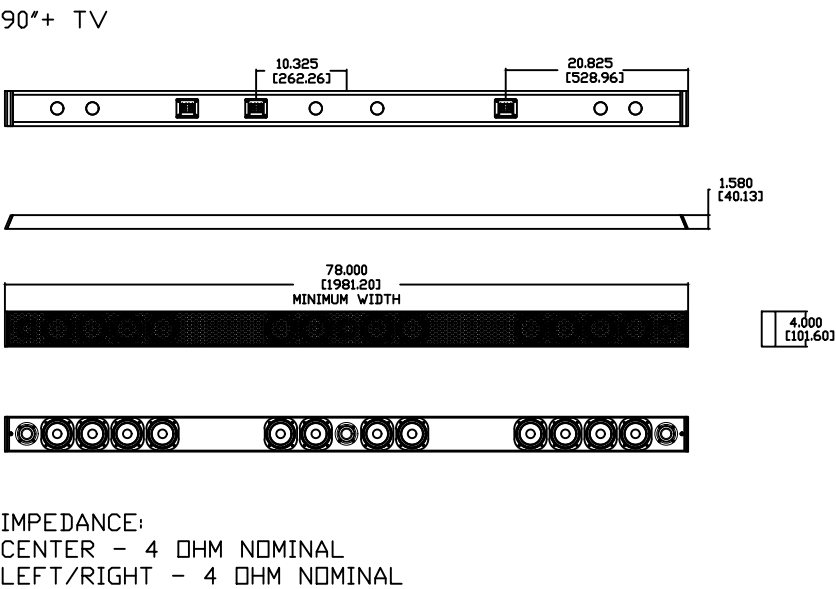
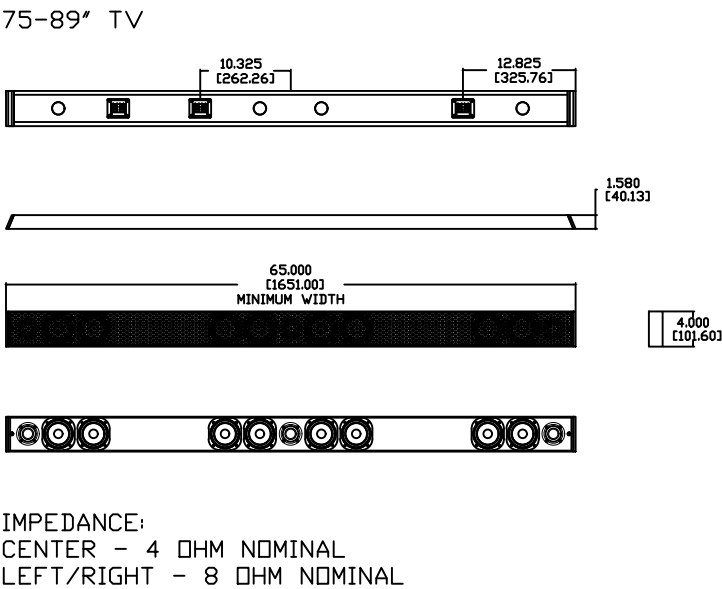
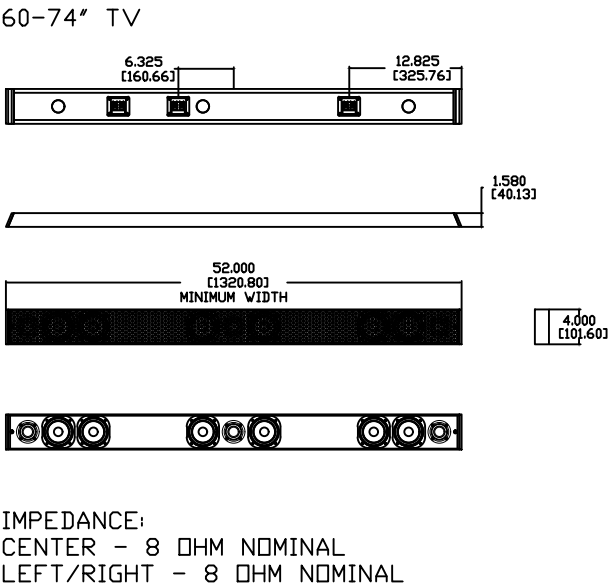
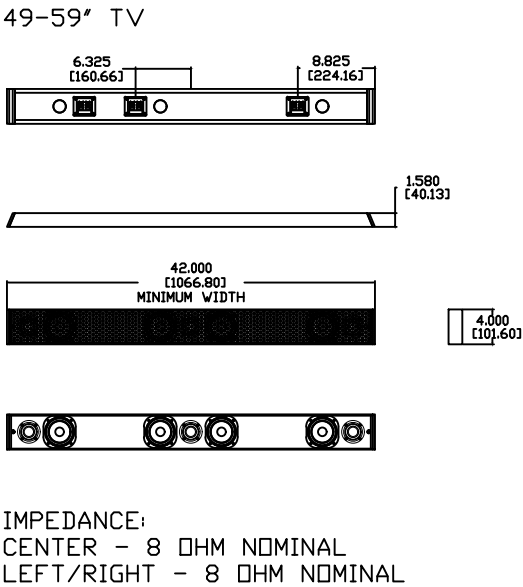
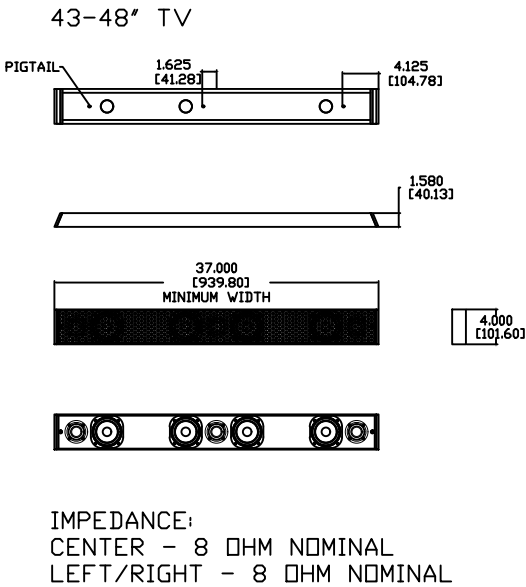
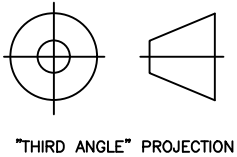


REVISIONS				
ECN	REV.	DESCRIPTION	DATE	APPROVED
	A	RELEASE FOR PRODUCTION	04-06-10	
	B	SWITCHED TO SPL TERMINAL	12-02-14	
	C	ASSIGNED NEW DRAWING NUMBER DRAWING UPDATED	04-30-19	
	D	DRAWING UPDATED, MINIMUM LENGTHS ADDED	09-22-20	



NOTES:

- 1: MATERIAL - SPL3 EXTRUSION
UNLESS OTHERWISE SPECIFIED
- 2: FINISH: TBD
- 3: AVAILABLE WITH THRU-HOLE MOUNTING



"THIRD ANGLE" PROJECTION

PROPRIETARY INFORMATION THE DESIGNS, INFORMATION, AND DATA CONTAINED HEREIN ARE PROPRIETARY AND ARE SUBMITTED IN CONFIDENCE, AND SHALL NOT BE DISCLOSED, USED OR DUPLICATED IN WHOLE OR IN PART, FOR ANY PURPOSES WHATSOEVER, WITHOUT THE PRIOR WRITTEN PERMISSION OF JAMES LOUDSPEAKER LLC, 2185 PARK PL, MINDEN, NV 89423. THIS LEGEND SHALL BE MARKED ON ANY REPRODUCTIONS HEREOF IN WHOLE OR IN PART. RECEIPT OF THIS DOCUMENT SHALL BE DEEMED TO BE AN ACCEPTANCE OF THE CONDITIONS SPECIFIED HEREIN.		<i>JAMES LOUDSPEAKER</i>	
		<i>SPL3LCR</i>	
		EXTERNAL DIMENSIONS	
		P/N: -	DWR #: 190430-S301
		REVISED BY: P. KADLEC	
		DRAWN BY: M. PARK	FILE:
		DATE: 04-06-10	SCALE:
		APPROVED:	
		DRAFTING APPROVED:	
		DO NOT SCALE DRAWING	
		DRAWING NOT TO BE USED FOR CNC	
		TOLERANCES: ANG: ± = .5° FRACT. ± = 1/32	
		DECIMALS: XX ± = .01 .XXX ± = .005	
		REVISION: D	
		SHEET 1 OF 1	