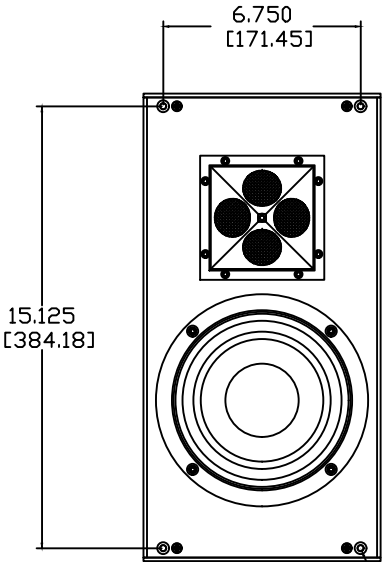

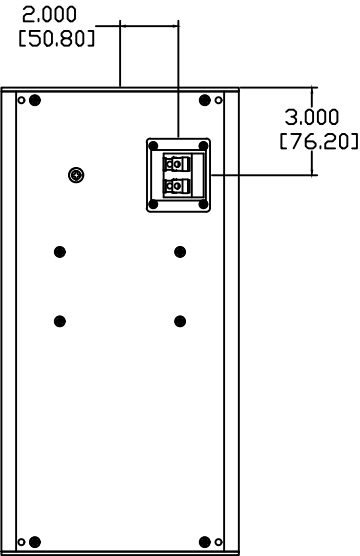




REVISIONS				
ECN	REV.	DESCRIPTION	DATE	APPROVED
	A	RELEASE FOR PRODUCTION	10-22-14	
19017	B	DRAWING UPDATED, SWITCHED TO SPL TERMINAL	04-26-19	
19035	C	CROSSOVER, TERMINAL, AND DRIVERS MOVED 70V OPTION ADDED	11-04-19	

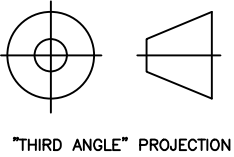


THRU-HOLE
MOUNTING
Ø0.199
[Ø5.05]
4PL



NOTES:

- 1: MATERIAL – SPL6 EXTRUSION
UNLESS OTHERWISE SPECIFIED
- 2: FINISH: TBD



"THIRD ANGLE" PROJECTION

PROPRIETARY INFORMATION THE DESIGNS, INFORMATION, AND DATA CONTAINED HEREIN ARE PROPRIETARY AND ARE SUBMITTED IN CONFIDENCE, AND SHALL NOT BE DISCLOSED, USED OR DUPLICATED IN WHOLE OR IN PART, FOR ANY PURPOSES WHATSOEVER, WITHOUT THE PRIOR WRITTEN PERMISSION OF JAMES LOUDSPEAKER LLC, 2185 PARK PL, MINDEN, NV 89423. THIS LEGEND SHALL BE MARKED ON ANY REPRODUCTIONS HEREOF IN WHOLE OR IN PART. RECEIPT OF THIS DOCUMENT SHALL BE DEEMED TO BE AN ACCEPTANCE OF THE CONDITIONS SPECIFIED HEREIN.		<i>JAMES LOUDSPEAKER</i>	
		<i>62QUE</i>	
		EXTERNAL DIMENSIONS	
		P/N: -	DWR #: 141025-Z00
		REVISED BY: S. LOESCH	
		DRAWN BY: K. EBELING	FILE:
		DATE: 10-25-14	SCALE:
		APPROVED:	
		DRAFTING APPROVED:	
		DO NOT SCALE DRAWING	
		DRAWING NOT TO BE USED FOR CNC	
		TOLERANCES: ANG: ± = .5° FRACT. ± = 1/32	
		DECIMALS: .XX ± = .01 .XXX ± = .005	
		REVISION: C	SHEET 1 OF 4