

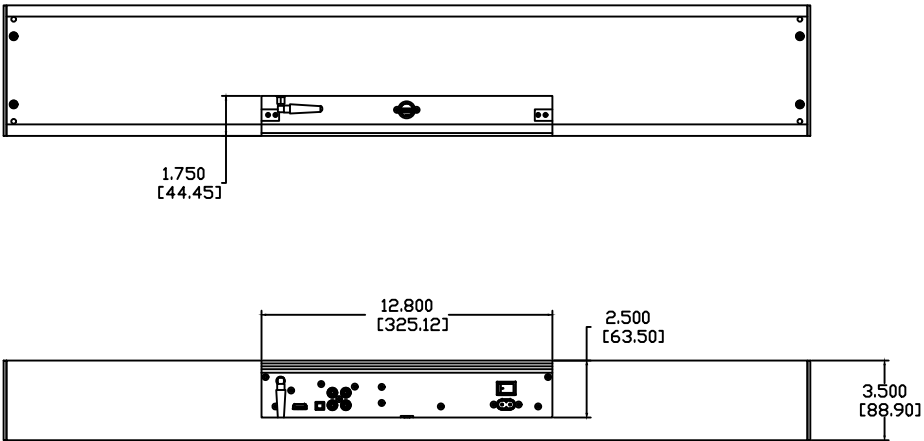
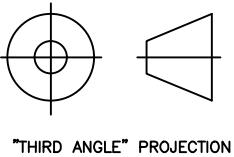


REVISIONS				
ECN	REV.	DESCRIPTION	DATE	APPROVED
	A	RELEASE FOR PRODUCTION	10-31-19	
	B	SWITCHED TO ONE WOOFER PER CHANNEL AMP CUTOUT AND AMP MOUNTING BLOCK UPDATED	11-22-19	



NOTES:

- 1: MATERIAL – SPL5 EXTRUSION
UNLESS OTHERWISE SPECIFIED
- 2: FINISH: TBD
- 3: MINIMUM WIDTH VARIES DEPENDING ON DRIVER CONFIGURATION



PROPRIETARY INFORMATION		JAMES LOUDSPEAKER	
THE DESIGNS, INFORMATION, AND DATA CONTAINED HEREIN ARE PROPRIETARY AND ARE SUBMITTED IN CONFIDENCE, AND SHALL NOT BE DISCLOSED, USED OR DUPLICATED IN WHOLE OR IN PART, FOR ANY PURPOSES WHATSOEVER, WITHOUT THE PRIOR WRITTEN PERMISSION OF JAMES LOUDSPEAKER LLC, 2185 PARK PL, MINDEN, NV 89423. THIS LEGEND SHALL BE MARKED ON ANY REPRODUCTIONS HEREOF IN WHOLE OR IN PART. RECEIPT OF THIS DOCUMENT SHALL BE DEEMED TO BE AN ACCEPTANCE OF THE CONDITIONS SPECIFIED HEREIN.		SPL4QLR-P	
EXTERNAL DIMENSIONS		P/N: - DWR #: 191031-S301	
REVISED BY: S. LOESCH		DRAWN BY: S. LOESCH FILE:	
DATE: 10-31-19		SCALE:	
APPROVED:		DRAFTING APPROVED:	
DO NOT SCALE DRAWING		DRAWING NOT TO BE USED FOR CNC	
TOLERANCES: ANG: ± = .5° FRACT. ± = 1/32		DECIMALS: .XX ± = .01 .XXX ± = .005	
REVISION: B		SHEET 1 OF 1	