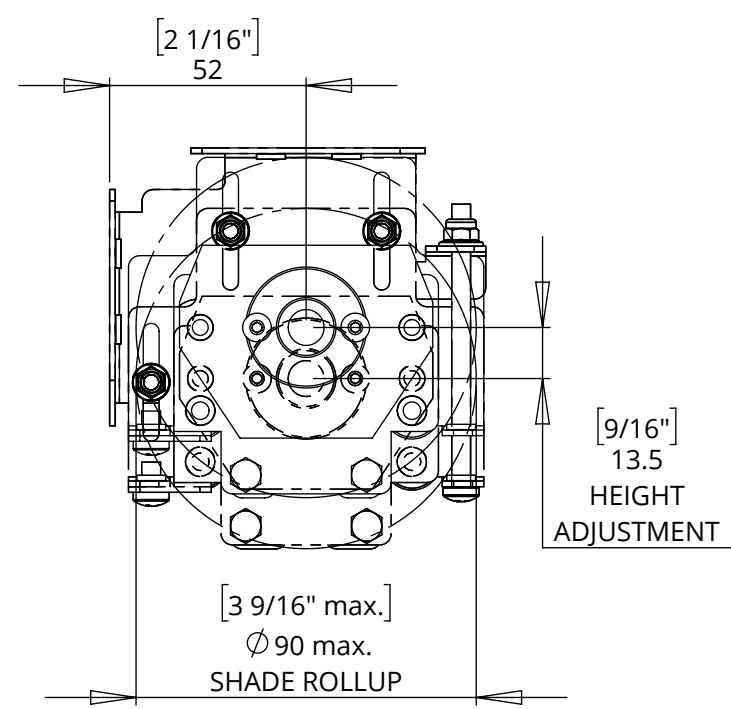
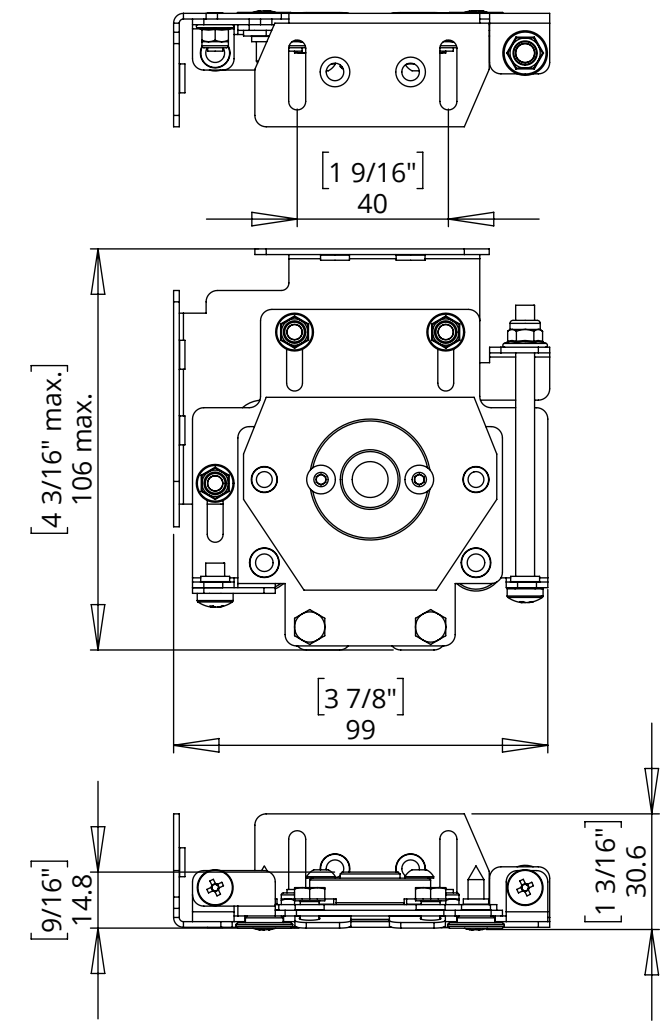
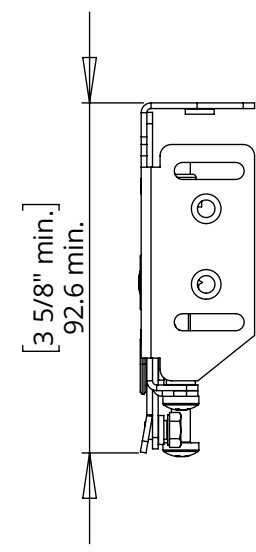
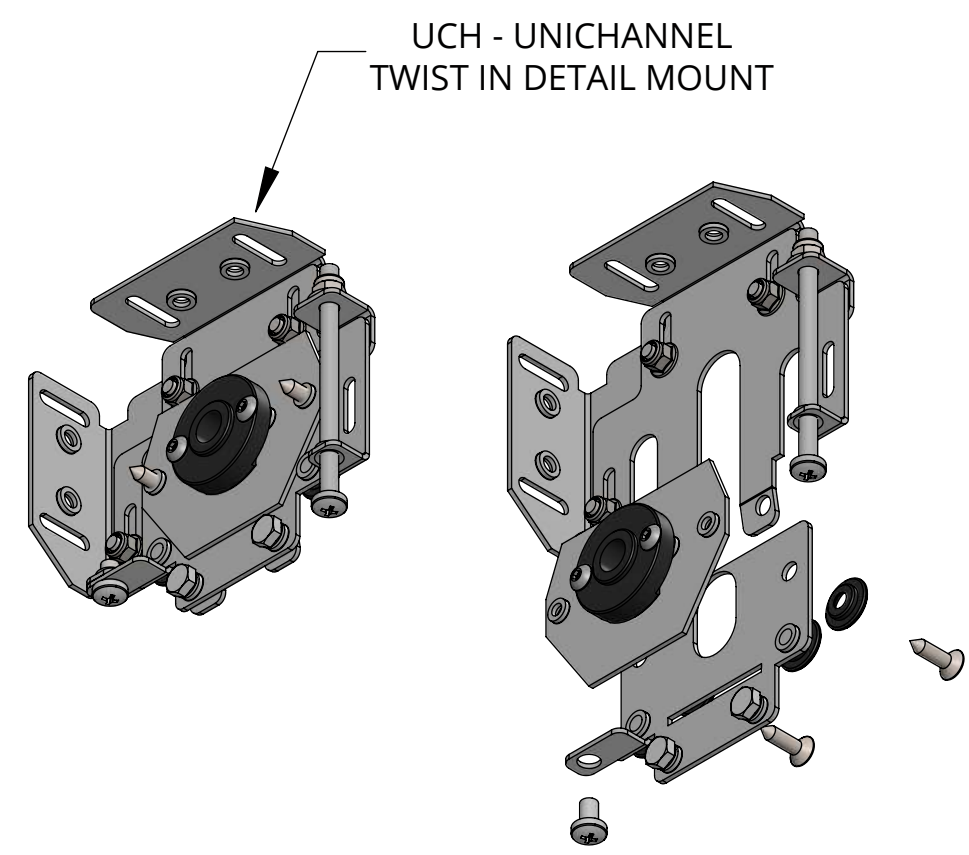


SB-L100-UF-ADJ-CPL

LUTRON ROLLER 100 ADJUSTABLE COUPLED BRACKET



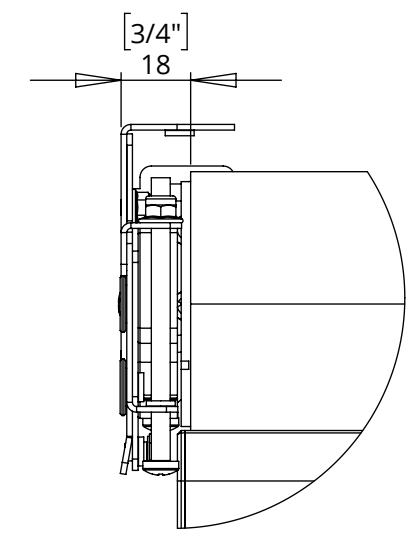
SUITABILITY

To be used in conjunction with a pair of SB-L100-UF-ADJ Lutron Roller 100 Shade brackets to mount a coupled Lutron 100 shade system. (SOLD INDIVIDUALLY)
1 x SB-L100-UF-ADJ-CPL bracket required for each shade coupler .

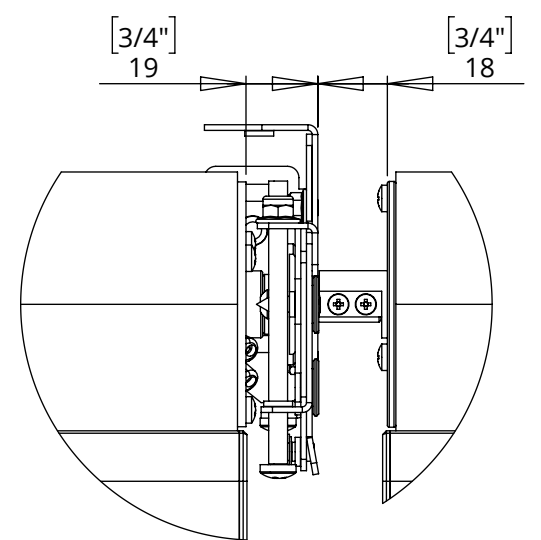
This bracket can be used as a standalone mounting solution for any top fix or face fix mounted shade with in a pocket / recess. Note : This bracket is not recommended for exposed installations.

This bracket can also be used in conjunction with the **UCH - UniChannel** recessed shade pocket system.

RAL - 9910 - Hipca White as standard
Can be custom RAL colour matched on request - please enquire for more information



DETAIL A
SB-L100-UF-ADJ



DETAIL B
SB-L100-UF-ADJ-CPL

NOT INCLUDED - ORDER SEPARATELY

SB-L100-UF-ADJ-CPL

LUTRON ROLLER 100 ADJUSTABLE COUPLED BRACKET



future automation

**LUTRON - COUPLED SHADE
(THREE SHADES - COUPLED)
ORDER BELOW:**
1 X SB-L100-UF-ADJ
2 X SB-L100-UF-ADJ-CPL

**LUTRON - COUPLED SHADE
(TWO SHADES - COUPLED)
ORDER BELOW:**
1 X SB-L100-UF-ADJ
1 X SB-L100-UF-ADJ-CPL

When ordering Future Automation brackets for Lutron 100 / 150 / 200CW Coupled Shades please ensure you order the correct quantities of each type of bracket from Future Automation.

Also ensure the shades are ordered without brackets supplied from Lutron.

For each set of shades that are coupled together using 1 drive; use the below calculation for each bracket type.

SB-L100-UF-ADJ = 1 pair
SB-L100-UF-ADJ-CPL = X - 1 (where X = total no. shades)

