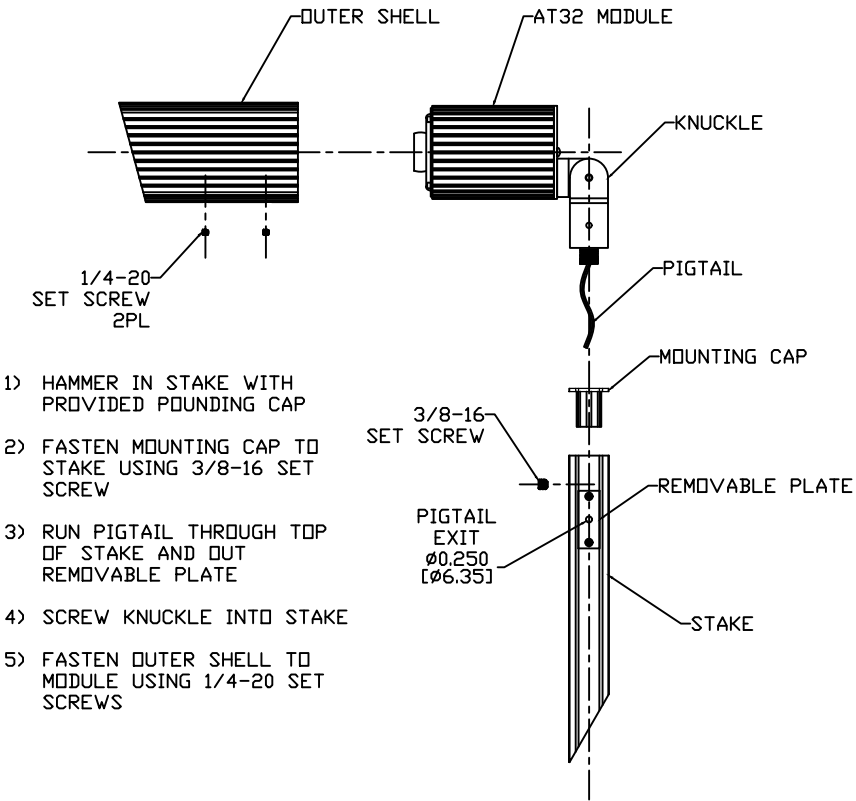
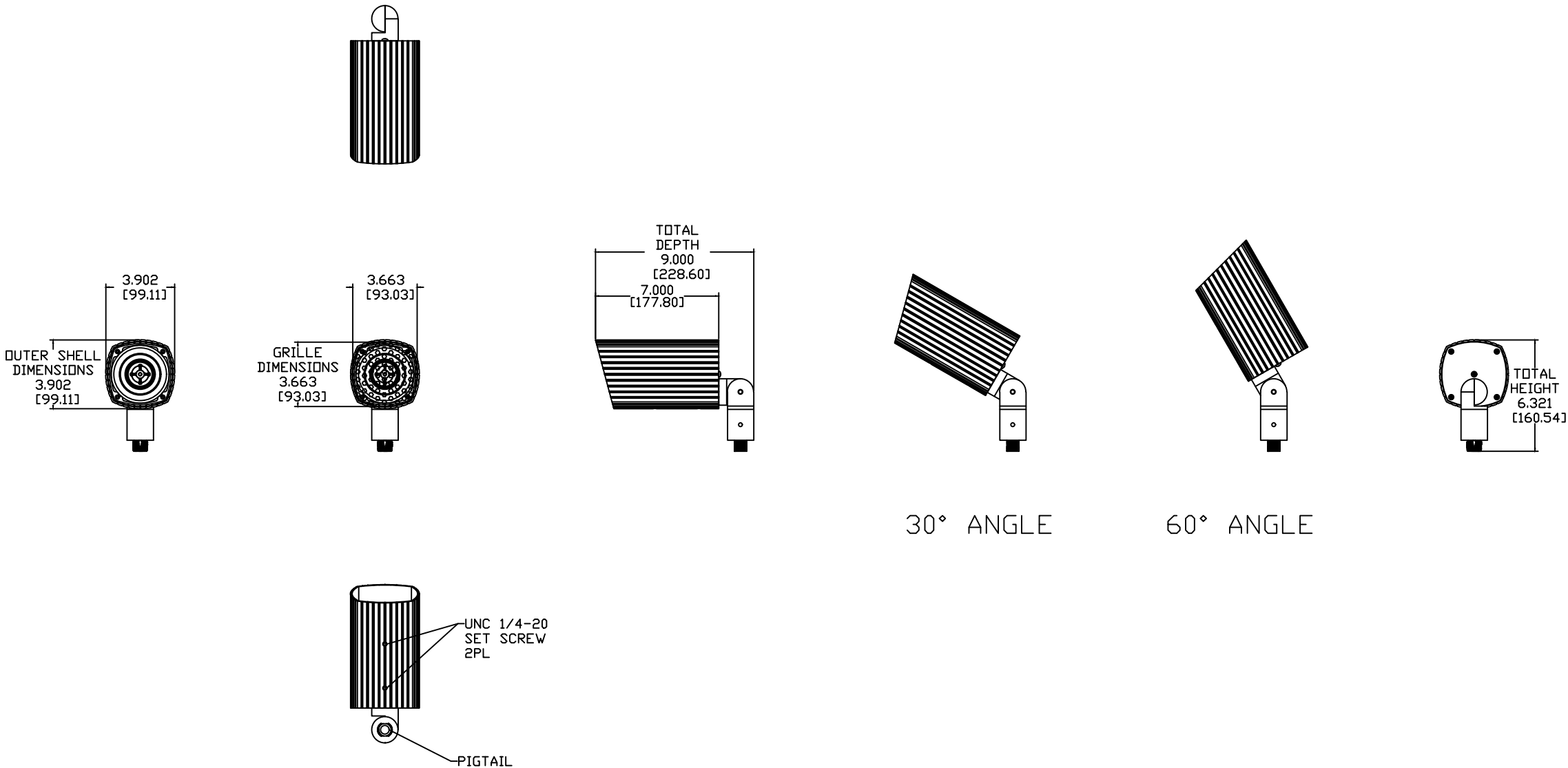


REVISIONS				
ECN	REV.	DESCRIPTION	DATE	APPROVED
	A	RELEASE FOR PRODUCTION	06-19-12	
	B	CHANGED KNUCKLE PLACEMENT	02-05-14	
	C	ADDED BOTTOM VIEW FOR EXTERNAL EXTRUSION	05-18-15	
23005	D	DRAWING UPDATED AND BROKEN OUT	04-09-24	

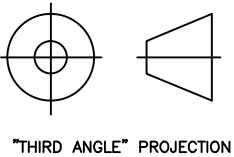
ASSEMBLY INSTRUCTIONS



NOTES:

1: MATERIAL - AT32 EXTRUSION
UNLESS OTHERWISE SPECIFIED

2: FINISH - TBD



"THIRD ANGLE" PROJECTION

PROPRIETARY INFORMATION		THE DESIGNS, INFORMATION, AND DATA CONTAINED HEREIN ARE PROPRIETARY AND ARE SUBMITTED IN CONFIDENCE, AND SHALL NOT BE DISCLOSED, USED OR DUPLICATED IN WHOLE OR IN PART, FOR ANY PURPOSES WHATSOEVER, WITHOUT THE PRIOR WRITTEN PERMISSION OF JAMES LOUDSPEAKER LLC, 2185 PARK PL, MINDEN, NV 89423. THIS LEGEND SHALL BE MARKED ON ANY REPRODUCTIONS HEREOF IN WHOLE OR IN PART. RECEIPT OF THIS DOCUMENT SHALL BE DEEMED TO BE AN ACCEPTANCE OF THE CONDITIONS SPECIFIED HEREIN.	
		JAMES LOUDSPEAKER	
		AT32	
		EXTERNAL DIMENSIONS	
		P/N: -	
		DWR #: 120619-B00	
		REVISED BY: G. TAYLOR	
		DRAWN BY: M. GALLES	
		DATE: 06-19-12	
		APPROVED:	
		DRAFTING APPROVED:	
		SCALE:	
		TOLERANCES: ANG: ± = .5° FRACT. ± = 1/32	
		DECIMALS: .XX ± = .01 .XXX ± = .005	
		REVISION: D	
		SHEET 1 OF 6	