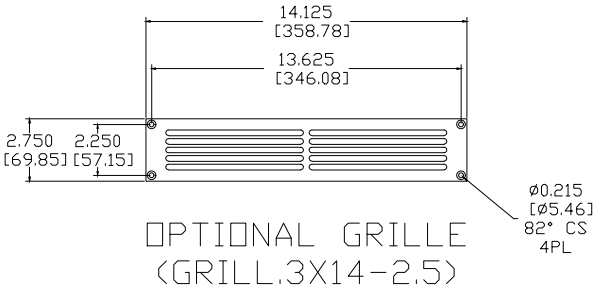
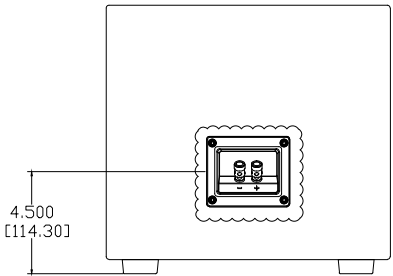
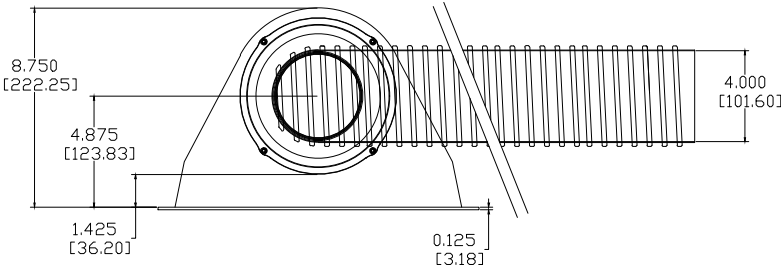
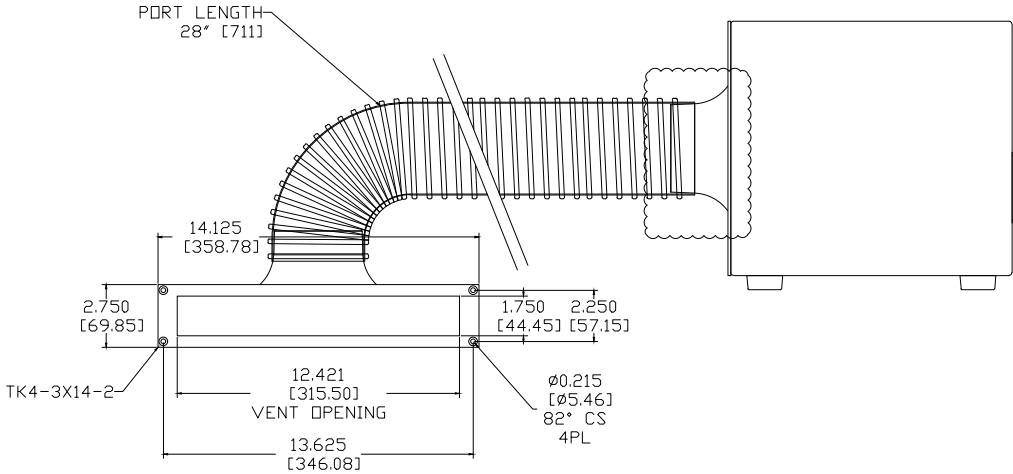
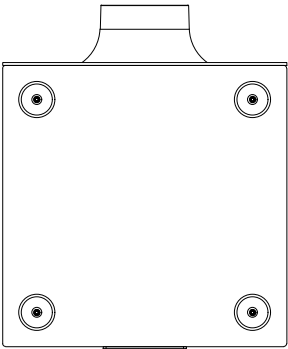
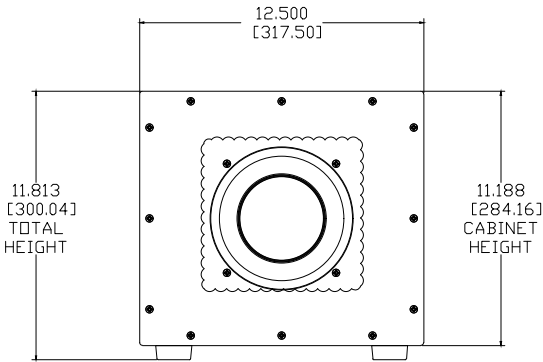
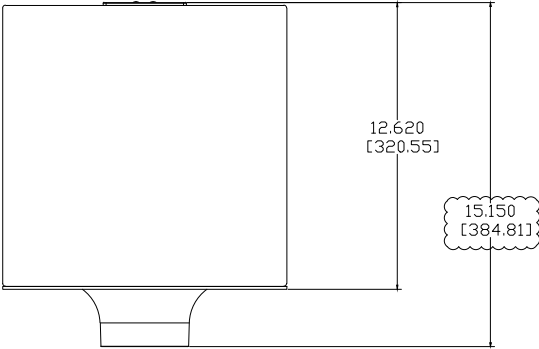
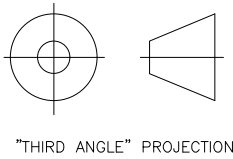
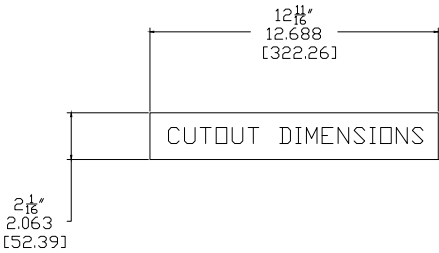


REVISIONS				
ECN	REV.	DESCRIPTION	DATE	APPROVED
	A	RELEASE FOR PRODUCTION	11-05-08	
	B	CHANGED HOLE DIAMETER ON FRONT PLATE	06-19-09	
	C	ADDED UNC 8-32 HOLES TO BOTTOM AND TERMINAL	04-16-14	
	D	ADDED PIPE, TDEKICK	08-21-15	
	E	DRAWING UPDATED, PORT PLATE REVISED	10-31-18	
22016	F	UPDATE PORT PLATE	07-11-22	



NOTES:

- 1: MATERIAL - 5052 ALUMINUM  
UNLESS OTHERWISE SPECIFIED
- 2: FINISH: STUDIO BLACK POWDER COAT  
UNLESS OTHERWISE SPECIFIED
- 3: PORT LENGTH : 4" DIA. @ 28" LONG



PROPRIETARY INFORMATION		THE DESIGNS, INFORMATION, AND DATA CONTAINED HEREIN ARE PROPRIETARY AND ARE SUBMITTED IN CONFIDENCE, AND SHALL NOT BE DISCLOSED, USED OR DUPLICATED IN WHOLE OR IN PART, FOR ANY PURPOSES WHATSOEVER, WITHOUT THE PRIOR WRITTEN PERMISSION OF JAMES LOUDSPEAKER LLC, 535 AIRPARK RD, NAPA, CA 94558. THIS LEGEND SHALL BE MARKED ON ANY REPRODUCTIONS HEREOF IN WHOLE OR IN PART. RECEIPT OF THIS DOCUMENT SHALL BE DEEMED TO BE AN ACCEPTANCE OF THE CONDITIONS SPECIFIED HEREIN.	
JAMES LOUDSPEAKER		PP10-M	
EXTERNAL DIMENSIONS		P/N: -	
DWR #: 150821-K101		REVISED BY: K. DUNLEA	
DRAWN BY: M. PARK		DATE: 11-05-08	
APPROVED:		DRAFTING APPROVED:	
SCALE:		TOLERANCES: ANG: ± = .5° FRACT. ± = 1/32 DECIMALS: .XX ± = .01 .XXX ± = .005	
REVISION: F		SHEET 1 OF 4	