
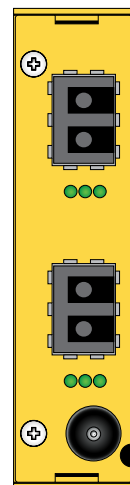



## 4-Channel 12G-SDI to Fiber Transmitter

LYNX | Centraal™

yelloGUI



### Features

- Quad channel
- Supports SDI video inputs up to 12G (4096x2160 @ 60Hz)
- 3G-SDI Level A and Level B support (all formats)
- Auto reclocking 270M, 1.5G, 3G, 6G, 12G
- Error free optical transmission
- Up to 10km\* (6.2 miles) @ 12Gbit/s
- Duplex LC/PC singlemode optical connection
- Supports hot swapping and hot plugging
- Support CWDM and non-CWDM SFPs

### Description

The OTT 1414 is a compact quad channel SDI to fiber transmitter designed to optimize the distribution of uncompressed broadcast quality video signals over long distances.

When paired with the 4-channel fiber to SDI receiver (e.g. yellobrik ORR 1404) it creates a very cost-effective 4-channel optical transmitter/receiver system for signals up to 12G-SDI (4096x2160 @ 60Hz) while preserving full uncompressed quality.

The OTT 1414 has two independent channels and each will auto-detect, and re-clock any 270Mbit/s, 1.5Gbit/s, 3Gbit/s, 6Gbit/s and 12Gbit/s SDI source before optical transmission. The module is fully compatible with 3G Level A and Level B formats.

### Technical Specifications

|                                    |   |  |                    |                 |                  |
|------------------------------------|---|--|--------------------|-----------------|------------------|
| SDI Input                          | 4x 12G-SDI video on 75 Ohm BNC connector<br>(four independent channels) |  |                    |                 |                  |
|                                    | SMPTE 2082-1, SMPTE 2081-1, SMPTE 424M, SMPTE 292M, SMPTE 259M          |  |                    |                 |                  |
|                                    | Multi-standard operation from 270Mbit/s to 12Gbit/s                     |  |                    |                 |                  |
|                                    | Multi-rate reclocking: 270Mbit/s to 12Gbit/s                            |  |                    |                 |                  |
|                                    | Electrical Return Loss:   | to 1.5GHz<br>>15dB                               | to 3GHz<br>>10dB   | to 6GHz<br>>7dB | to 12GHz<br>>4dB |
| Automatic cable EQ:                | 1.5Gbit/s   | 3Gbit/s  | 6Gbit/s            | 12Gbit/s        |                  |
|                                    | 190m  | 140m   | 90m                | 80m             |                  |
|                                    | Belden 1694A cable  |  | Belden 4794R cable |                 |                  |
| Optical Output                     | 4x fiber outputs  |  |                    |                 |                  |
|                                    | 2x Duplex (singlemode) using LC/PC Connections                          |  |                    |                 |                  |
|                                    | SMPTE 297M - 2006   |  |                    |                 |                  |
|                                    | Wavelength:   | 1310nm (each channel)                            |                    |                 |                  |
|                                    | Optical power:  | -5.5dBm to -0.5dBm (each channel)                |                    |                 |                  |
| 4x TX active LED on side of module |   |  |                    |                 |                  |
| Power                              | Max. distance*  | max. 10km* (6.2 miles)                           |                    | @ 12Gbit/s      |                  |
|                                    | +12V DC @ 2.4W excl. SFPs - ( supports 7 - 24V DC input range )         |  |                    |                 |                  |
| Power LED on side of module        |   |  |                    |                 |                  |
| Physical                           | Size<br>(incl.connectors)   | 140mm x 83.8mm x 22mm<br>(5.51" x 3.29" x 0.86") |                    |                 |                  |
|                                    | Weight  | 168g/6oz excl. SFPs, 268g/9.5oz incl. SFPs       |                    |                 |                  |
| Ambient                            | 5 - 40°C (41 - 104°F) 90% Humidity (non condensing)                     |  |                    |                 |                  |
| Model #                            | OTT 1414  | EAN# 4250479329669                               |                    |                 |                  |
|                                    | OTT 1414 CW   | EAN# 4250481029915                               |                    |                 |                  |
| Includes                           | Module, Power Supply, 2x TT SFPs (only non-CWDM version)                |  |                    |                 |                  |

\*Distance is an approximation. Actual distances achieved can be longer or shorter depending on the type of cable. Determine link losses and perform optical budget calculations to ensure correct operation.


## Optional Accessories

### Rack Frames

This yellobrik can be placed in a rack frame along others to build increasingly complex systems, all monitored and controlled with a rack controller (RCT 1012) and server module (SRV 1000) via a PC or MAC using LynxCentraal.

The RFR 1200 offers additional power redundancy with GPI alert. It automatically closes a connection between the A and B terminals on power failure.


The RPS A100 is a 100W power supply, which can be mounted at the rear end of the RFR 1200 with an RXT A100 power supply holder for rack frames.



**RFR 1200:** yellobrik Rack Frame



**RPS A100:** 100W Power supply




**RXT A100:** Power Supply Holder

### Fiber Adapter Cables


While some of our products offer LC, ST and SC fiber connectors, most SFPs in our product range offer LC fiber connectors.

To still allow the necessary flexibility in a professional setting we offer patch cables to convert LC to ST or SC fiber connections. These patch cables' insertion loss and return loss are manually checked for each individual cable to allow for maximum precision when calculating the optical budget.


Besides the selection here we offer LC/FC and LC/LC patch cables.




**LC/SC Dup:** LC/SC Duplex adapter cable



**LC/SC Sim:** LC/SC Simplex adapter cable



**LC/ST Dup:** LC/ST Duplex adapter cable



**LC/ST Sim:** LC/ST Simplex adapter cable

### Power Adapter Options

The power requirements of this yellobrik allow for the usage of P-Tap or XLR connection based power sources.

**Note:** This does not replace the included power supply.



**P-TAP 1000**  
Use with a standard battery P-TAP power source.



**XLR 1000**  
Use with a standard 4 pin XLR camera battery power source.